

## VIOLET3D-APP NOTE 6

---

### *Various Configurations of Violet3D*

© SNAP Networks Pvt. Ltd 2012. All Rights Reserved.

## Introduction

It is a pleasure to introduce our revolutionary product Violet3D, a unique wireless surround sound system which allows you to create a sound effect of a multiplex cinema hall right in your living room. Violet ensures completely new and exciting experience in movie-watching/music-listening with family and friends in your living room where you would like to place your TV. Whereas all other conventional hi-fi systems suffer from the serious drawbacks of room acoustics and restrict you to a small listening area, Violet3D system is smart enough to adapt to your room and remove any prerequisites of fixed listening area, speaker position, symmetrical room or antireflective surfaces. The speakers are wireless and lifestyle, which can be plugged into a bulb socket.

## Various Configuration of VIOLET3D

Violet can provide solutions with special configuration based on customer requirement. The document goes through various available solutions.

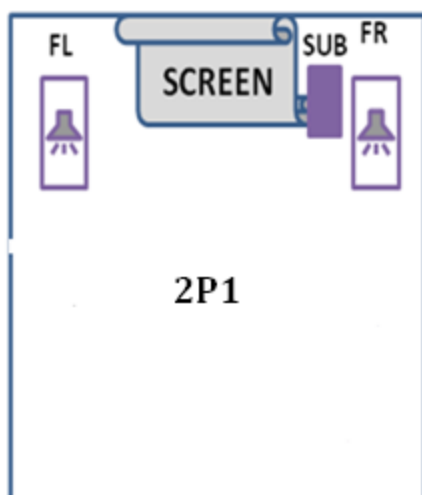
### 1) 2P1:

The package comes with two speakers, sub woofer and a microphone assembly. The microphone assembly is used for the learning process which makes the system to adapt according to your listening place/position. Violet Speaker can deliver a clear stereo music where the room is very poor acoustically. The learning process enables VIOLET3D system to compensate the reflections, reverberation and absorption which affects the sound reproduction in your room.

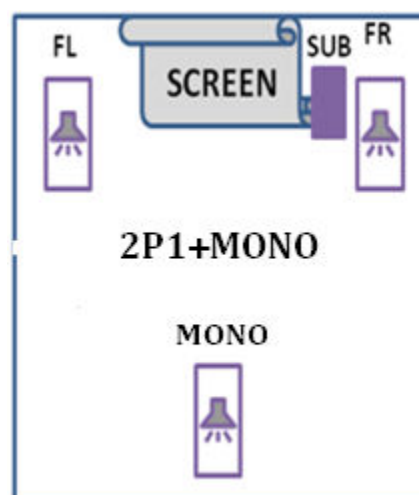
#### NOTE:

- It can be upgraded to a 5P1.
- Mono speakers can also be added to the existing 2P1.

a. Normal 2P1



b. 2P1+MONO

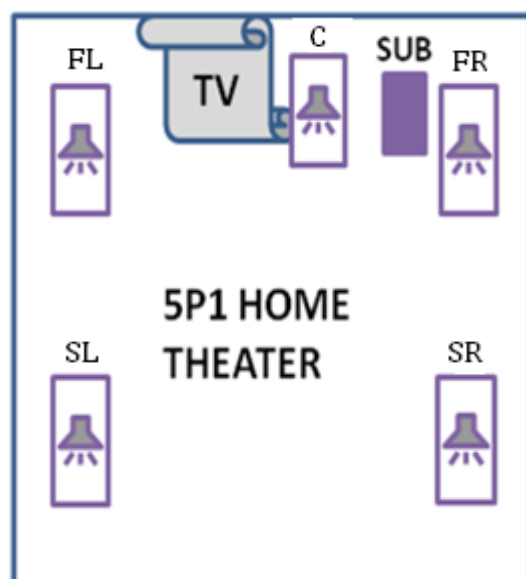


## 2) 5P1:

Model 5P1 is the basic home theater package provided by VIOLET3D. It comes with five speakers, one sub woofer and a microphone assembly. The microphone assembly is used for the learning process which makes the system to adapt according to your listening place/position.

VIOLET3D is much different from conventional home theaters .We are here to make life easier. You don't have any fixed speaker positions, speaker angles, sitting position etc. Only thing you have to do is keep three speakers in the front, two in the rear, keep the microphone close to listening position, press a single button on VIOLET3D remote and wait for 3 minutes. It does all those things written on the 'getting started' in the user manual of a conventional home theater automatically!

*It works beautifully in 800 sq. ft room and is tested satisfactory in an area of 1400 sq ft.*



➤ Violet is flexible system which can achieve the customer desire & comfort. Other than 5.1 & 2.1 there are two kinds of installations.

a) Commercial Installation.

b) Custom Installation.

***NOTE: Any commercial or custom order should be executed only after a field test.***

## Commercial Installation

A requirement comes under commercial application if the requirement is for area where mass people visit (or) a public audience visit.

Examples:

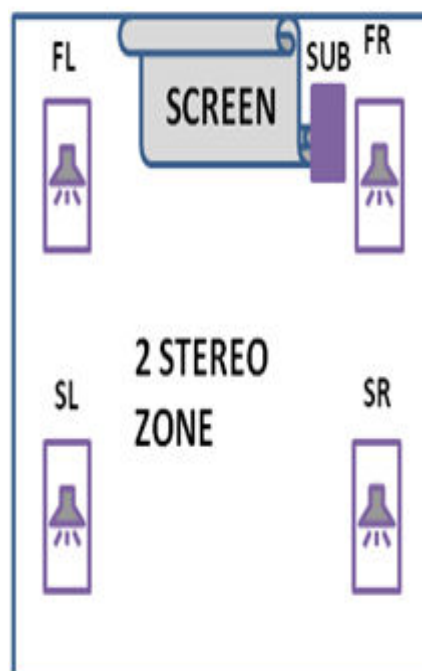
- Auditorium    -Lobby        -Hallways        -Restaurants
- Hotels         -Pubs          -Showrooms      -Conference Room
- Temples       -Yoga Centers

### 3) STEREO

Stereo configuration of violet is used to play Stereo (or) Pipeline music in Hotels or Bigger hall. Violet gives fixed channel speakers to Left & Right of the room which will play the music in two pipelines. Additional MONO Speakers can be added to the system to play mixed Left Right track.

Examples: 2 left speakers & 2 right speakers.

**NOTE:** MIC or Calibration is needed to adjust gain or synchronize the subwoofer with the speakers.

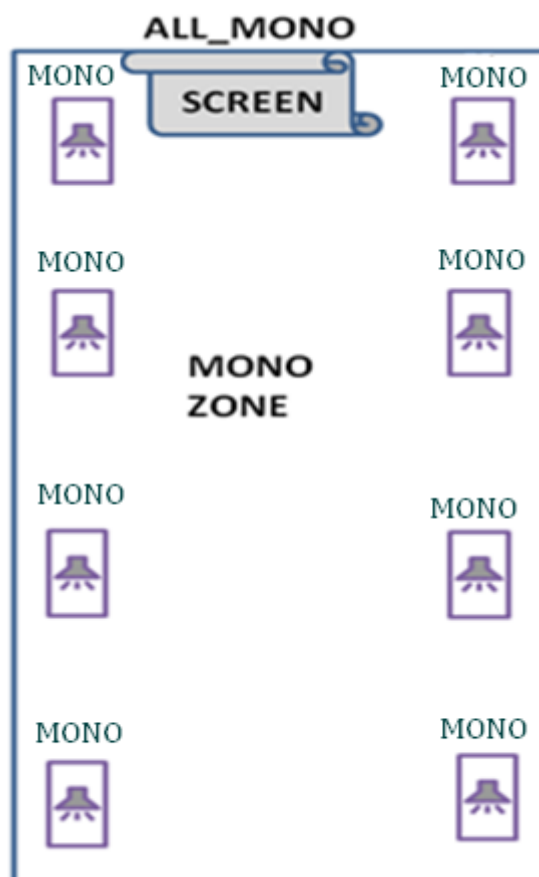


## 4) ALL\_MONO:

All Mono configuration primarily used for Public Addressing (PA) System, where you don't need any channel separation like Conference rooms, Auditorium, Yoga rooms etc.

### FYI:

- MIC or Calibration is needed to adjust gain or synchronize the subwoofer with the speaker.
- This system can be used as mono with any number of speakers between '0' to '18 to 21' and '1 to 3' subwoofer.
- This system can't be used as '5P1' or '5P0'.
- This system can't be used as '2P1' or '2P0', STEREO.



## Custom Installation

1. A requirement is custom installation if the customer needs extra speakers added to 5.0/5.1 (or) 2.1/2.0 & further to play music in lobby, Balcony or on study table.
2. The requirement must be for HOME (Residential not public). If it is for any other environment other than home.

## 5) 5P1 with MONO:

It is again classified two types

1. 5P1+MONO
2. 5P1/ALL MONO

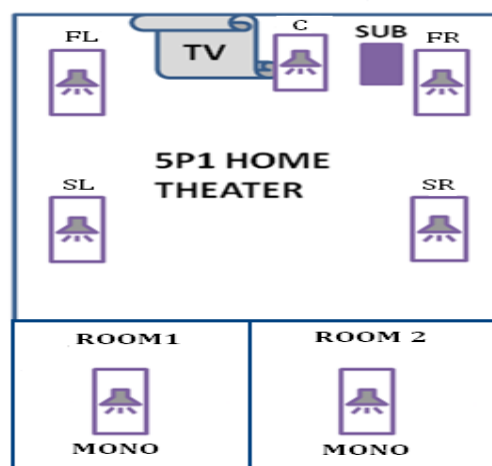
### 5.1) 5P1+MONO

- Used as Home theatre system
- Additional mono speakers for home to play MONO in balcony or in side by room.

#### **Example:**

Customer needs surround effect in his master bed room, one additional speaker in his bathroom and one more speaker in his balcony where he spends most of his time.

VIOLET3D provided a 5P1 in his bed room and two mono speakers, one for his bath room and one for his balcony. With a single transmitter he will be listening to same audio through all his speakers.



## 5.2) 5P1/ All MONO:

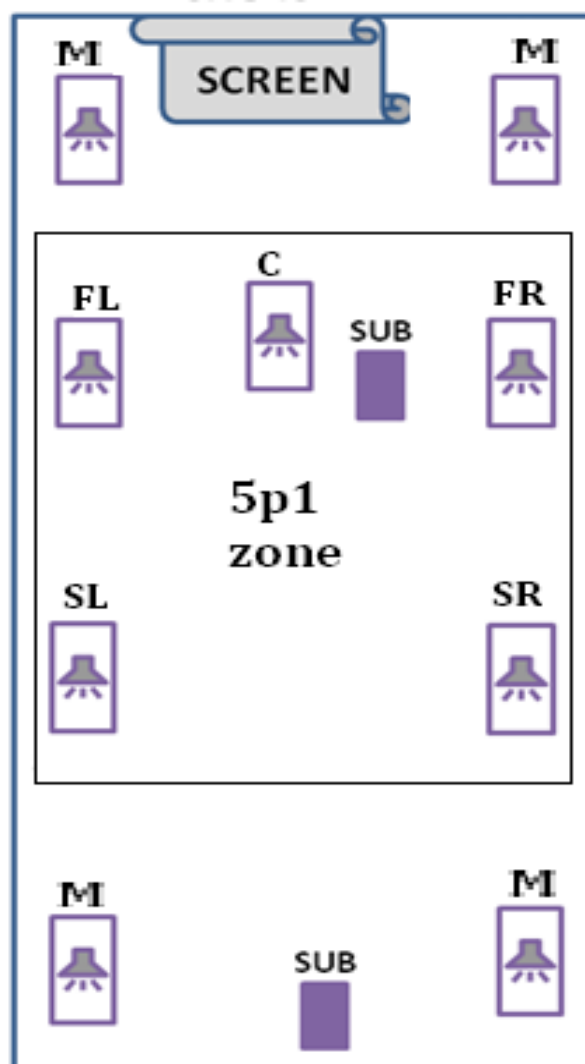
Same system can be used as either as a 5P1 or all mono.

### **Example:**

In a schools digital class room, the requirement was a 5P1 system when the children are watching movie and a mono system when they want to lecture.

VIOLET3D provided them a total of 5P1 system with 4 additional mono speakers and two sub-woofers in which four speakers will be switched off in 5P1 mode, all 9 speakers will be switched ON in mono mode and a mode selection switch was allocated in the remote.

### 5P1/ALL MONO





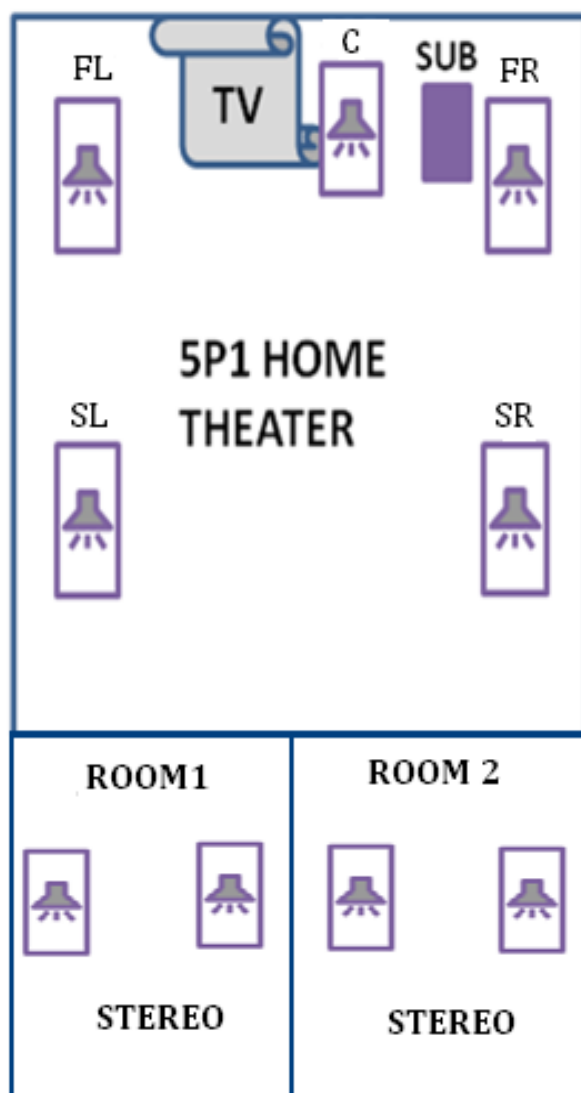
## 6)5P1 with STEREO

Many customers are curious to watch movies with a 5P1 surround effect and music tracks with a stereo system. Violet supports such customers with a unique solution where 5 speakers act as a part of 5P1 and extra pairs of speaker acts as stereo zones.

Stereo speakers can be either in the same room or in a different room.

### NOTE:

Basic 5P1 system will not be entertained to add STEREO speaker.



## FAQ:

### What all can be connected to VIOLET3D?

Violet3d comes with the following input jacks

- Two digital coaxial inputs.
- One 6 channel analog input.
- One analog stereo 2X RCA input.
- One 3.5mm stereo input.

### How to connect optical/Toslink and HDMI to VIOLET3D?

- ✓ You can connect you optical (Toslink) source to violet3d either using 'optical to coaxial' converter or an optical dts Decoder.
- ✓ You can connect your HDMI input to VIOLET3D using an HDMI to 6C converter.
- ✓ VIOLET3D can be connected to any device which gives an audio output!

### Can' dts' files be played in VIOLET3D?

VIOLET3D doesn't have inbuilt DTS decoder because VIOLET doesn't want to increase the price burden of their customers as most of the DVD players or blue ray players will come with a DTS decoder so that VIOLET has avoided it.

User can connect an optical DTS decoder or an HDMI dts decoder which is available as an accessory with VIOLET3D to play 'dts DVDs'.

## Can I play wirelessly from my iphone, ipad through VIOLET3D?

Yes. You can play, control, select songs from your iphone or any other apple product and the audio will be reproduced by VIOLET3D system. Only thing is that you have to buy an apple airport express and connect to violet3d through a 3.5mm cable. Once you connect your apple device and airport express either wirelessly or using a LAN cable (for mac book) you can play from your device (iPhone, iPods, Mac book, PC with iTunes etc...).

## Do VIOLET3D works on multi floors?

VIOLET3D has a range of 45 meter in line of sight. It can send data across walls, but the range will drop significantly according to the thickness of wall, material of wall, number of walls.

It will work in multi floors but each case is considered unique and a field test is carried out before committing to the customer.

## Can VIOLET3D give multi-zone music?

VIOLET3D can easily provide multi-zone music using separate transmitters for separate zones.

For distributed music in separate zones, VIOLET3D can only provide speakers and transmitter, customer has to make sure he can provide the same audio into all those transmitters in different zones simultaneously.