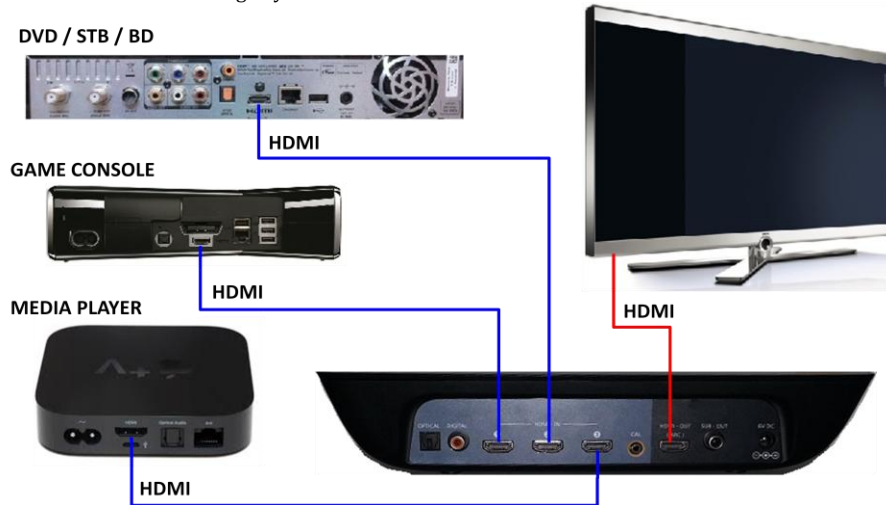


1.1 NEO Cable connections & Source settings

1.1.1 HDMI (AV sources & TV have HDMI)

Up to 3 AV sources can be connected to Neo over HDMI and the HDMI output from Neo can be connected to the TV.


NOTE: Make sure that the 'HDMI audio' setting in your AV source is turned ON.



1.1.2 Coaxial


In case your AV source does not have HDMI output or you have more than 3 AV sources with HDMI then the COAXIAL output can be connected to Neo. Video from the AV source can be connected to TV over HDMI or via other connections like Composite or Component.

NOTE: If you have used HDMI to connect to TV make sure that the 'HDMI audio' setting in your AV source is turned OFF.




1.1.3 Optical

In case your AV source does not have HDMI output or you have more than 3 AV sources with HDMI then the OPTICAL output can be connected to Neo. Video from the AV source can be connected to TV over HDMI or via other connections like Composite or Component.
NOTE: If you have used HDMI to connect to TV make sure that the 'HDMI audio' setting in your AV source is turned OFF.



1.1.4 HDMI - ARC

In case your AV source for some reason is directly connected to TV (source not have any digital output, USB connected to TV, internet content from smart TV, etc) there is a possibility of getting audio from the TV to Neo via HDMI.
NOTE: For this your TV should support ARC and the HDMI port marked as ARC should be connected to HDMI output of Neo.



1.1.5 Aux (Stereo)

AV sources like Phone, MP3 players or other devices that give out Stereo audio can be connected to Neo.

